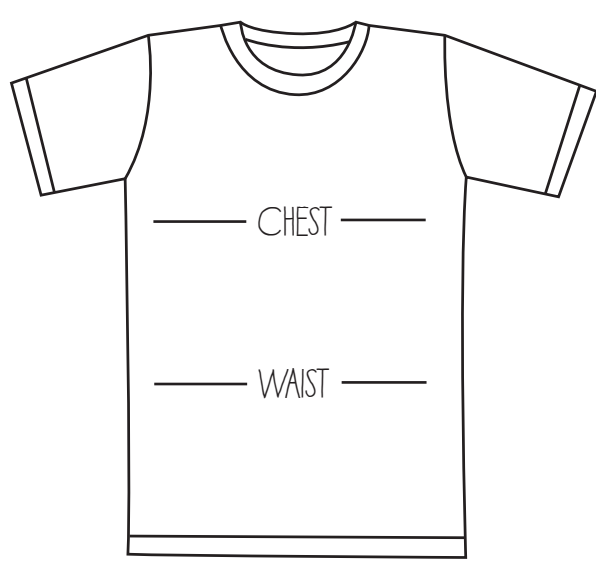


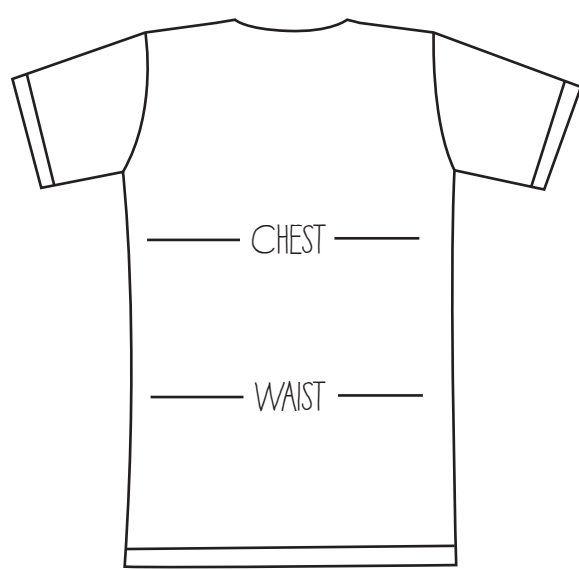
MENS - 50% POLY / 25% COTTON / 25% RAYON

	S	M	L	XL
CHEST (INCHES)	34-36	38-40	42-44	46-48
WAIST (INCHES)	30-32	32-34	36-38	40-42
LENGTH (INCHES)	27	28	29	30



LADIES - 50% POLY / 25% COTTON / 25% RAYON

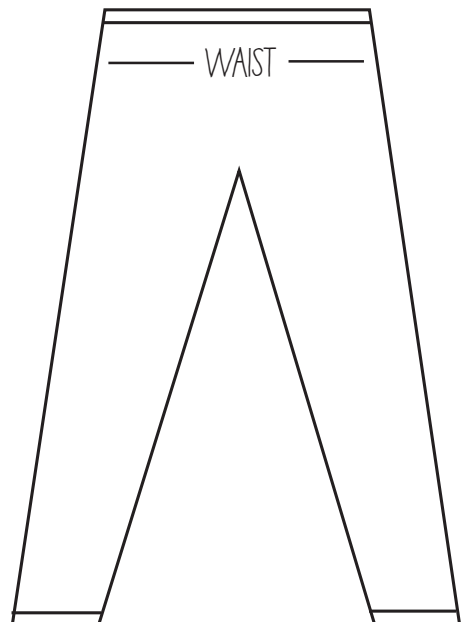
	S	M	L	XL
SIZE	0-2	4-6	8-10	12-14
CHEST (INCHES)	30-32	32-34	36-38	40-42
WAIST (INCHES)	25-26	27-28	30-32	33-35
LENGTH (INCHES)	24	25	26	27



LADIES HIGH WAISTED LEGGING  
66% RAYON (FROM BAMBOO)  
28% COTTON / AND 6% SPANDEX

	S	M	L	XL
SIZE	0-4	6-10	10-14	14-18
WAIST (INCHES)	24-28	28-32	32-36	35-40
LENGTH (INCHES)	32	34	36	37

»»»» IF YOU ARE IN BETWEEN SIZES IT IS BEST TO GO UP A SIZE WITH LEGGINGS OR THEY WILL STRETCH AND BECOME MORE TRANSPARENT ON THE SKIN ««««««««



LADIES DRESS WITH OR WITHOUT TIE  
70% RAYON (FROM BAMBOO) / 30% COTTON

	S	M	L	XL
SIZE	0-4	6-10	10-14	14-18
CHEST (INCHES)	30-32	34-36	38-40	42-44
WAIST (INCHES)	28-30	30-32	32-34	36-38
LENGTH (INCHES)	32	34	36	38

»»»» IF YOU ARE IN BETWEEN SIZES IT IS BEST TO GO UP A SIZE IF YOU PREFER THE TIE OR DOWN A SIZE IF YOU WANT IT MORE FITTED WITHOUT THE TIE ««««««««



NEW LADIES TANK TOPS  
55% ORGANIC COTTON / 45% RAYON (FROM BAMBOO)

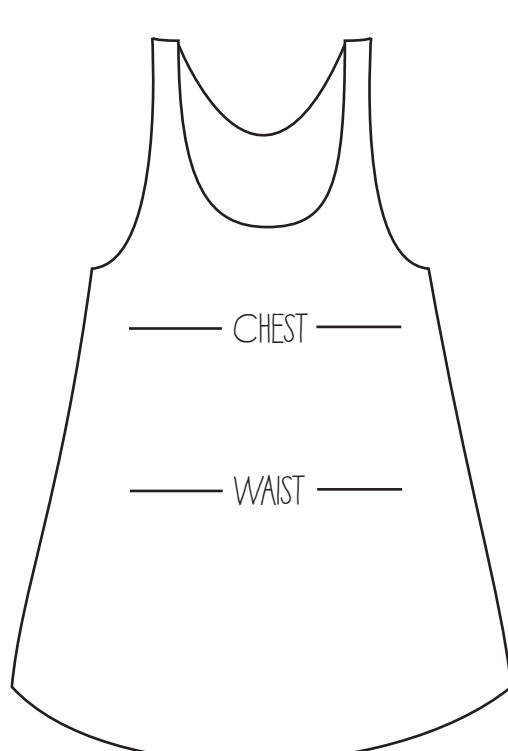
	S	M	L	XL
SIZE	2 - 4	6 - 8	10 -12	14 - 16
CHEST (INCHES)	32-34	34-36	36-38	42-44
WAIST (INCHES)	28-30	30-32	32-34	34-36
LENGTH (INCHES)	24	25	26	27

\*\*\*\*\* THESE ARE A BRAND NEW CUT SO IF YOU HAVE ANY QUESTIONS ABOUT SIZING PLEASE DO NOT HESITATE TO CONTACT US AND WE WILL BE HAPPY TO HELP YOU \*\*\*\*



NEW LADIES RACER BACK TANK  
55% ORGANIC COTTON / 45% RAYON (FROM BAMBOO)

	S	M	L	XL
SIZE				
CHEST (INCHES)		COMING SOON!!!!		
WAIST (INCHES)				
LENGTH (INCHES)				



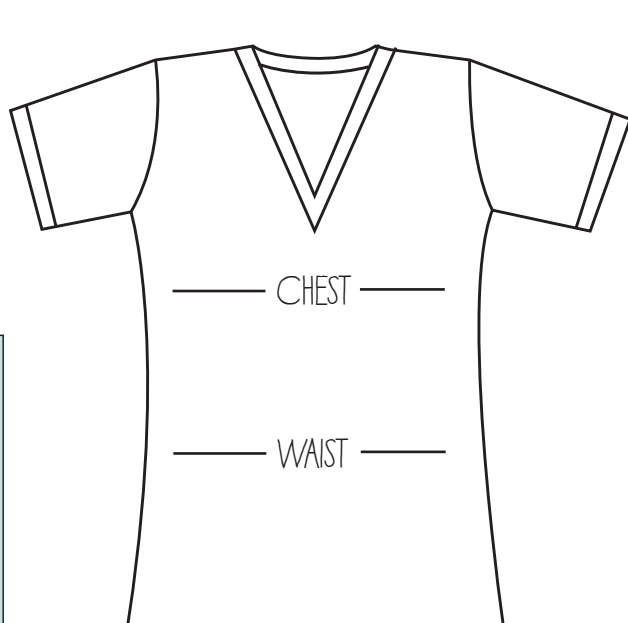
LADIES LOOSE FITTING BANDED TEES  
55% ORGANIC COTTON / 45% RAYON (FROM BAMBOO)

	S	M	L	XL
SIZE				
CHEST (INCHES)		COMING SOON!!!!		
WAIST (INCHES)				
LENGTH (INCHES)				



LADIES V-NECK TEES  
55% ORGANIC COTTON / 45% RAYON (FROM BAMBOO)

	S	M	L	XL
SIZE				
CHEST (INCHES)		COMING SOON!!!!		
WAIST (INCHES)				
LENGTH (INCHES)				



LADIES TEE DRESS  
70% RAYON (FROM BAMBOO) / 30% COTTON

	S	M	L	XL
SIZE				
CHEST (INCHES)		COMING SOON!!!!		
WAIST (INCHES)				
LENGTH (INCHES)				

